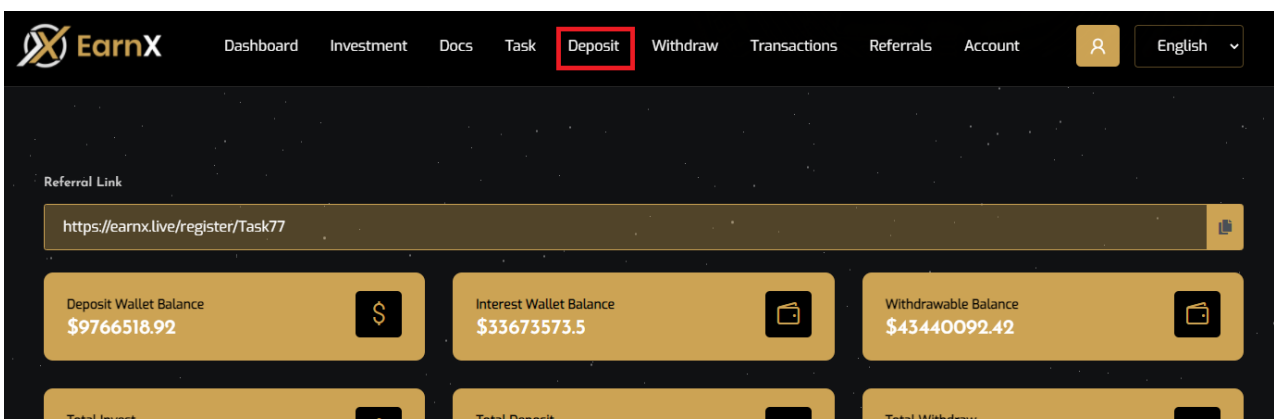


Deposit

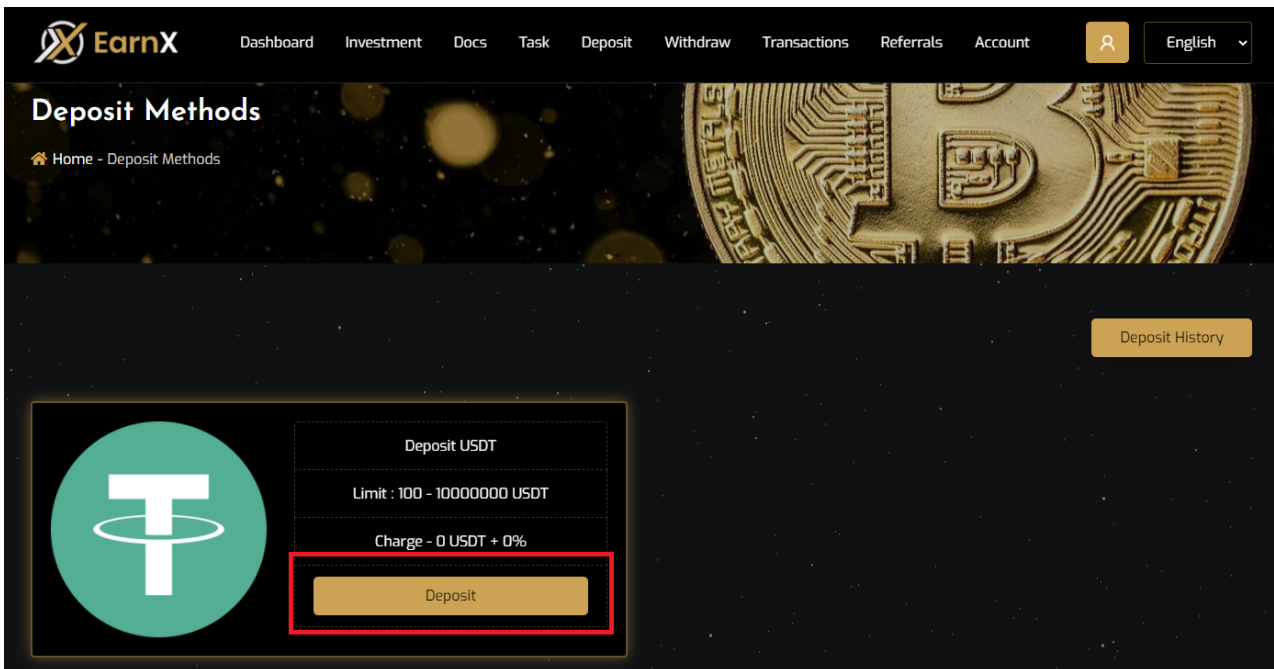
When a new user signs in to EarnX for the first time, the new user does not have any money to invest in any plan. That's why any user should deposit first, and then invest or buy into any of these EarnX plans. For deposits in the EarnX, the EarnX has a manual deposit system called the Manual Coin, in which the user clicks on the Deposit Now button and then enters the money they want to deposit into the user's account. The user will get this money in their deposit wallet on their dashboard. Now, we will explain to you, step by step, how to deposit money into EarnX.

Step 1: Login into the user's dashboard.

Step 2: Go to the "Deposit" section.




Step 3: Press the "Deposit" button.



Step 4: You will get a cryptocurrency list and you have one of the coins which you're going to deposit into EarnX.

Deposit Coin on This Address

Select Crypto Currency
USDT (TRX)

Qr Code


Wallet Address
TFBQ5ctzHAzBiEpLykWw3GgxYCLDBm3FnT

Amount
150.00

Please Sent only TRC10/TRC20 Coins on this Address.

Transaction ID Optional
Transaction ID

Screenshot *
Choose file No file Chosen

Allowed File Extensions: .jpg, .jpeg, .png, .pdf, .doc, .docx

CONFIRM YOUR DEPOSIT

Step 5: Once you make the deposit, you will get this money in the deposit wallet in the user's dashboard.

Referral Link
<https://earnx.live/register/Task77>

Deposit Wallet Balance \$9766518.92	Interest Wallet Balance \$33673573.5	Withdrawable Balance \$43440092.42
Total Invest \$230699	Total Deposit \$30	Total Withdraw \$4857
Referral Task Earnings \$250	Task Referral Users 2	